

This document is the property of Amphenol Corporation and is delivered on the express condition that is not to be disclosed, reproduced or used, in whole or in part, for manufacture or sale by anyone other than Amphenol Corporation without its prior consent, and that no right is granted to disclose or to use any information in this document.

The marking on this product doesn't contain environmental hazardous materials per Material Specification 55-00259 for Sony GP compliant or per directive 2002/95/EC for RoHS compliant.



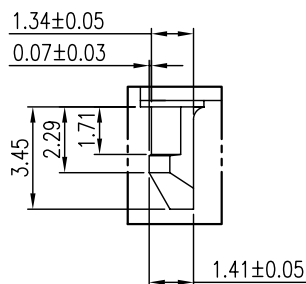
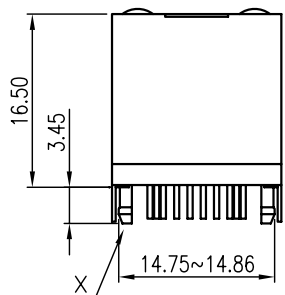
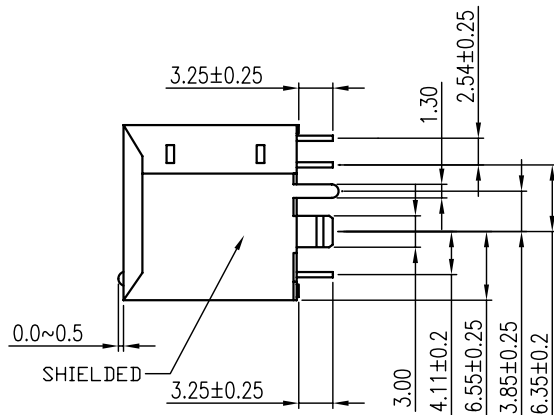
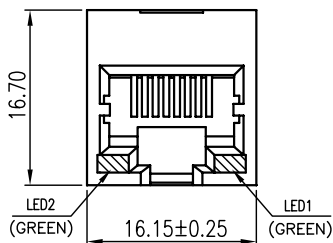
ORIGINAL



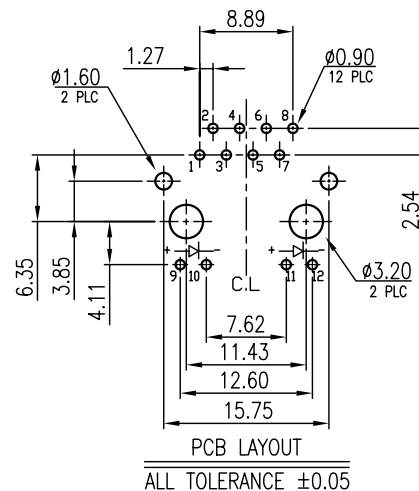
REVISIONS				
SYM	ECN No.	DESCRIPTION	DATE	APPROVED
A		RELEASE REVISION	11/30/2010	Arron Lin

NOTES:

- MATERIAL:
HOUSING: HIGH TEMPERATURE THERMAL PLASTIC, NYLON46, UL94V-0, COLOR: BLACK.
TERMINAL: COPPER ALLOY.
SHIELD: COPPER ALLOY
- FINISH:
TERMINAL:
CONTACT AREA: SELECTED GOLD PLATING;
SOLDERING AREA: GOLD FLASH PLATING.
UNDER PLATING: NICKEL PLATING 50 u" THICKNESS MIN. OVERALL.
SHIELD:
UNDER PLATING: NICKEL PLATING 50 u" THICKNESS MIN. OVERALL.
- THIS PRODUCT IS FOR WAVE SOLDERING ONLY.
- PACKING IS PER AMTA PACKING SPECIFICATION PKS-0001.
- THIS PRODUCT DOESN'T CONTAIN ENVIRONMENTAL HAZARDOUS PER DIRECTIVE 2002/95/EC FOR RoHS COMPLIANT.



DETAIL X



PCB LAYOUT
ALL TOLERANCE ±0.05

G71B0250400EU	50u"
G71B0250300EU	30u"
G71B0250200EU	15u"
G71B0250100EU	6u"
G71B0250000EU	G/F
PART NUMBER	FINISH

TOLERANCE	APPROVALS	DATE	TITLE	UNIT	SIZE	PART No.
X. ±0.30	DRAWN Aqua Chou	11/30/2010	G71B SERIES, MODULAR JACK 8P8C, TOP ENTRY, PCB MOUNT WITH LED	mm	A3	G71B0250X00EU
X.X ±0.20	CHECKED Roger Tsai	11/30/2010		SCALE	SHEET	
X.XXX ±0.10	APPROVED Arron Lin	11/30/2010		NA	1 OF 2	G71B0250X00EU
ANGULAR ±1°	DWG TYPE CUST DWG	PROJECT CODE MJK				
UNLESS OTHERWISE SPECIFIED						

Amphenol®
Amphenol Corporation
Amphenol Taiwan Corporation

