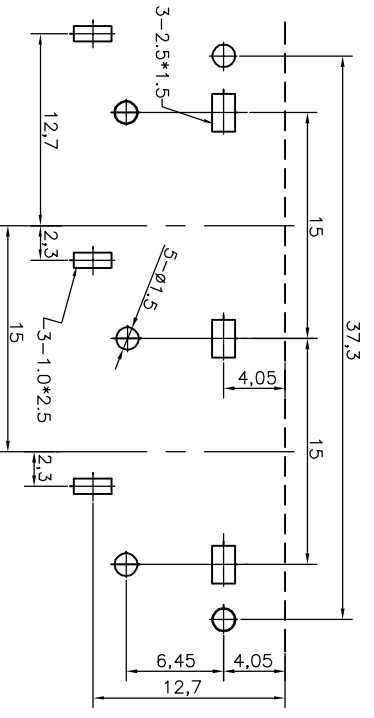
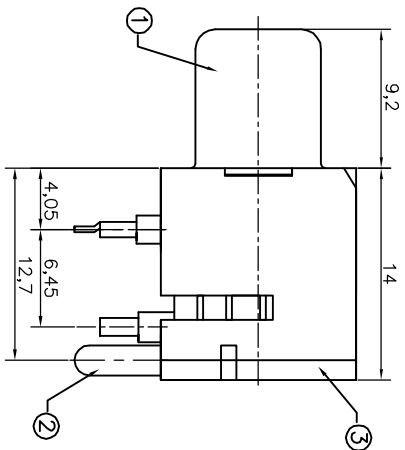
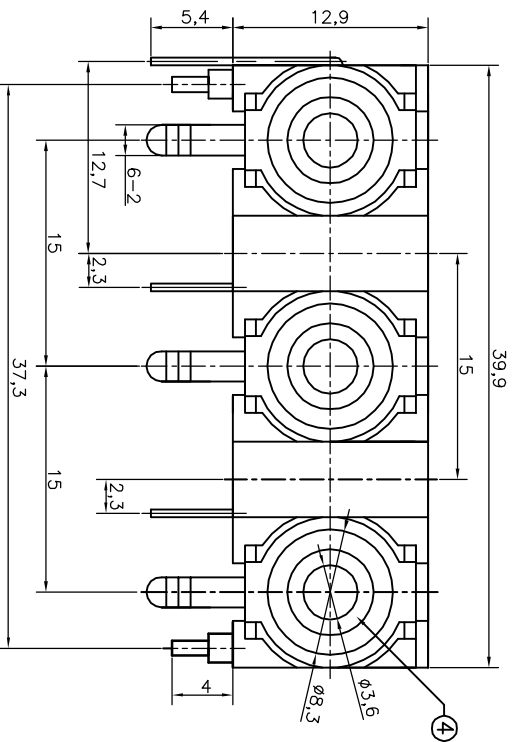
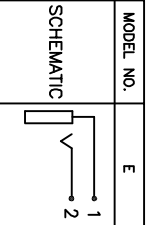


This document is the property of Amphenol Corporation and is delivered on the express condition that it not be disclosed, reproduced or used, in whole or in part, for manufacture or sale by anyone other than Amphenol Corporation without its prior consent, and that no right is granted to disclose or to use any information in this document. The marking on this product doesn't contain environmental hazardous materials per Halstead Specification 55-0029 for Sony Gp compliant or per directive 2002/95/EC for RoHS compliant.



P.C.B. HOLE LAYOUT
(BOTTOM VIEW)



SPECIFICATION

1. Rating : DC 30V 0.5A
2. Contact resistance: ≤50mΩ
3. Insulation resistance: >100MΩ (DC250V)
4. Withstand voltage: 250VAC
5. Insertion and extraction force: 3-25N
6. Life test: 1,000 cycles

NO.	DESCRIPTION	DATE	TITLE
4	INSULATOR		RCA JACK
3	HOUSING		VERTICAL, DIP TYPE
2	SIGNAL TERMINAL		
1	EARTH BODY		
	NAME		

DESIGNED	APPROVALS	DATE	UNIT	SIZE	PART NO.
Roger Tsai		04/13/2009	mm	A3	Amphenol Corporation
CHECKED					Amphenol Taiwan Corporation
Daniel Hsieh		04/13/2009			
APPROVED					
Hank Hsu		04/13/2009			

TOLERANCE	DRAWN	DATE	SCALE	SHEET	DWG No.
X. ±0.30	APPROVALS		NA	1 OF 1	GMSBXXXXXXEU
XX ±0.20					
XXX ±0.10					
X,XXX					
ANGULAR ±1°					
UNLESS OTHERWISE SPECIFIED					

SYM	ECN No.	DESCRIPTION	DATE	APPROVED
AX1	10399-3-E	PROPOSED ONLY	10x/02/2008	XXX

REV	DATE	DESCRIPTION
AX1		

Amphenol
Amphenol Corporation
Amphenol Taiwan Corporation