

This document is the property of Amphenol Corporation and is delivered on the express condition that it is not to be disclosed, reproduced or used, in whole or in part, for manufacture or sale by anyone other than Amphenol Corporation without its prior consent, and that no right is granted to disclose or to use any information in this document.

The marking on this product doesn't contain environmental hazardous materials per Material Specification 55-00259 for Sony GP compliant or per directive 2002/95/EC for RoHS compliant.



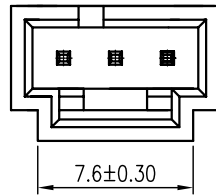
ORIGINAL



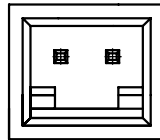
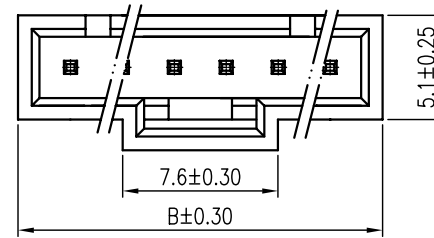
REVISIONS				
SYM	ECN No.	DESCRIPTION	DATE	APPROVED
A		UNAPPROVED REVISION	06/30/2008	Hank Hsu
B	NE-08438	ADD PNS	12/31/2008	Arron Lin
C	NE-09048	CHANGED VENDOR	03/18/2009	Arron Lin

NOTES:

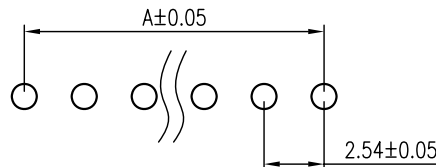
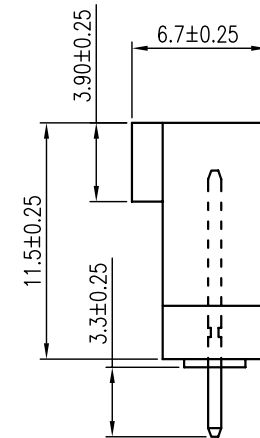
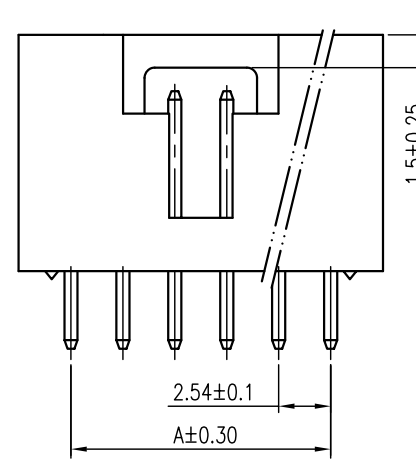
- INSULATOR; LCP, COLOR-BLACK
- CONTACT: BRASS, GOLD FLASH OVERALL
- PACKING MUST BE PER AMTA PACKING SPECIFICATION PKS-0001
- THIS PRODUCT DOESN'T CONTAIN ENVIRONMENTAL HAZARDOUS MATERIALS PER DIRECTIVE 2002/95/EC FOR RoHS.
- ▽ ARE CRITICAL DIMENSIONS



3 POSITIONS



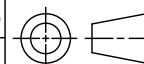
2 POSITIONS



RECOMMENDED PCB LAYOUT

20	48.26	53.34
19	45.72	50.80
18	43.18	48.26
17	40.64	45.72
16	38.10	43.18
15	35.56	40.64
14	33.02	38.10
13	30.48	35.56
12	27.94	33.02
11	25.40	30.48
10	22.86	27.94
9	20.32	25.40
8	17.78	22.86
7	15.24	20.32
6	12.70	17.78
5	10.16	15.24
4	7.62	12.70
3	5.08	10.16
2	2.54	7.62
NO. OF POS.	DIM. A	DIM. B

TOLERANCE	DRAWN	APPROVALS	DATE	TITLE	UNIT	SIZE	PART No.
X. ±0.30	DESIGNED	Daniel Hsieh	03/18/2009	PROTECT HEADER STRAIGHT PCB MOUNT 2.54 MM PITCH	mm	A3	G8881XX002PAEU
X.X ±0.20	CHECKED	Roger Tsai	03/18/2009				
X.XXX ±0.10	APPROVED	Arron Lin	03/18/2009				
ANGULAR ±1°	DWG TYPE	CUST DWG		PROJECT CODE	SCALE	SHEET	REV. C
UNLESS OTHERWISE SPECIFIED				OTHER	NA	1 OF 1	G8881XX002PAEU



Amphenol®

Amphenol Corporation
Amphenol Taiwan Corporation

PART No. G8881XX002PAEU

DWG No. G8881XX002PAEU