

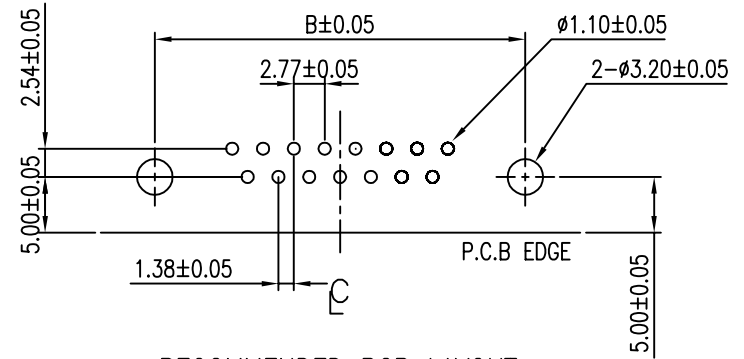
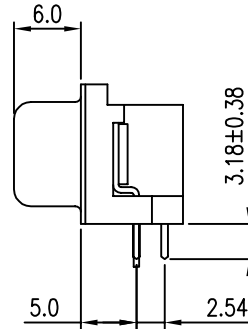
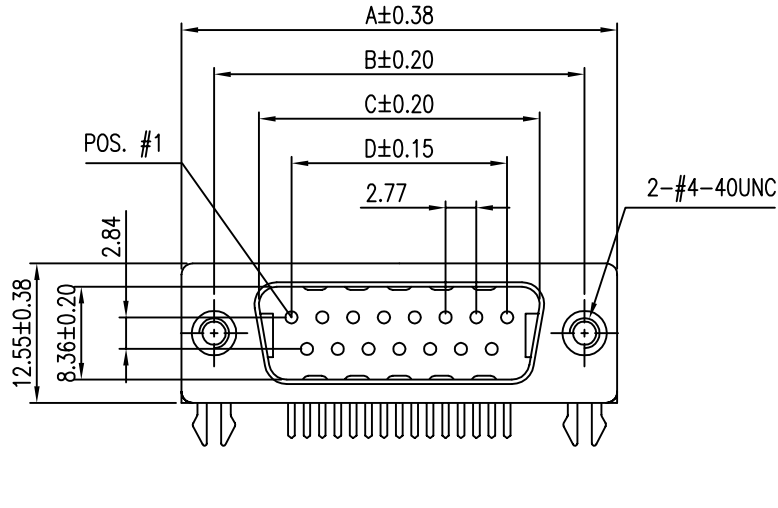
This document is the property of Amphenol Corporation and is delivered on the express condition that it is not to be disclosed, reproduced or used, in whole or in part, for manufacture or sale by anyone other than Amphenol Corporation without its prior consent, and that no right is granted to disclose or to use any information in this document.



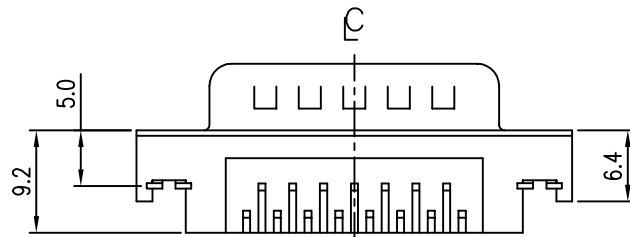
CUSTOMER DRAWING  
ORIGINAL



REVISIONS				
SYM	ECN No.	DESCRIPTION	DATE	APPROVED
A		RELEASE FOR RoHS	10/30/2006	Edward Wu



RECOMMENDED PCB LAYOUT



NOTES:

- FRONT SHELL: COLD ROLLER STEEL SELECTIVE TIN OR NICKEL OR ZINC CHROMTED PLATED
- CONTACTS: BRASS, SELECTIVE GOLD PLATED
- INSULATOR: PBT GLASS FIBER FILLED UL 94V-0, COLOR- BLACK
- THIS PRODUCT DOESN'T CONTAIN ENVIRONMENTAL HAZARDOUS MATERIALS PER DIRECTIVE 2002/95/EC FOR RoHS
- THE PRODUCT MUST BE FOR DIP PROCESS ONLY

PART NUMBERS	NO. OF CONTACTS	DIMENSIONS				TOLERANCE m/m	APPROVALS	DATE	TITLE	Amphenol® Amphenol Corporation Amphenol East Asia Limited
		A	B	C	D					
G17D 09 1X X31 FEU	9	30.81	24.99	16.92	11.08	x. ±0.30	DRAWN XL Wu	10/30/06	G17D SERIES	SCALE N.A. SHEET 1 OF 1
G17D 15 1X X31 FEU	15	39.19	33.32	25.25	19.39	x.x ±0.25	CHECKED Sondra Sang	10/30/06	D-SUB R/A, PLUG	
G17D 25 1X X31 FEU	25	53.04	47.04	38.95	33.24	x.xxx ±0.08	APPROVED Edward Wu	10/30/06	5.0MM FOOTPRINT	REV. A
UNLESS OTHERWISE SPECIFIED						ANGULAR ±2'	UNIT	MM	SIZE PART NO.	DRAWING NO.
									A4 G17D XX 1X X31 FEU	DSUB-G17DXX1XX31FEU-25