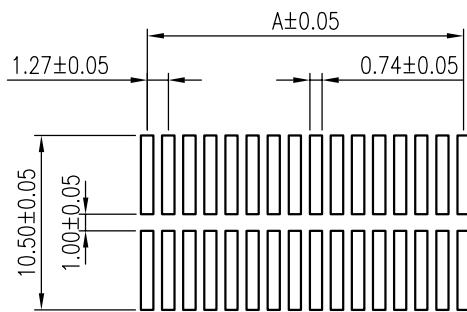
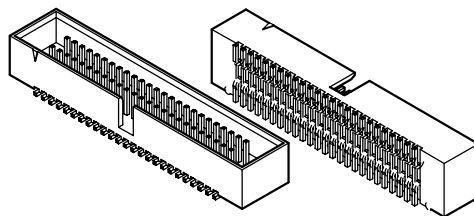


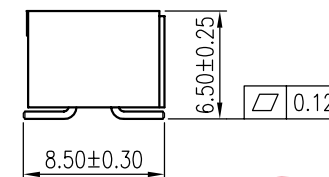
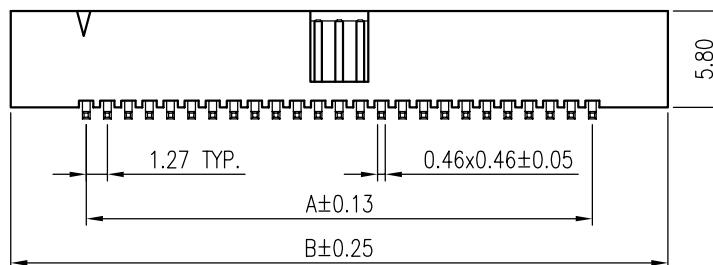
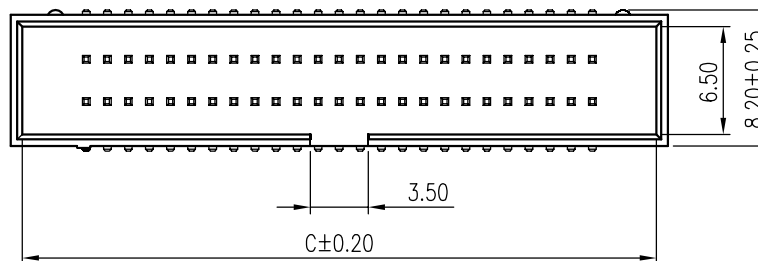
This document is the property of Amphenol Corporation and is delivered on the express condition that it is not to be disclosed, reproduced or used, in whole or in part, for manufacture or sale by anyone other than Amphenol Corporation without its prior consent, and that no right is granted to disclose or to use any information in this document.

CUSTOMER DRAWING ORIGINAL

REVISIONS				
SYM	ECN No.	DESCRIPTION	DATE	APPROVED
A		RELEASE FOR RoHS	09/06/2005	Henry Ko
B	NE-05375	ADDING DIMENSIONS OF 8POS. & 10POS.	11/18/2005	Henry Ko
C	NE-06061	CHANGED DIMENSIONS FROM 2.50 TO 3.50	03/07/2006	Armstrong Kao



RECOMMENDED PCB LAYOUT



NOTES:

1. INSULATOR: NYLOT-6T, UL 94V-0, COLOR- BLACK
2. CONTACT: BRASS, SELECTIVE GOLD PLATED
3. THIS PRODUCT DOESN'T CONTAIN ENVIRONMENTAL HAZARDOUS MATERIALS PER DIRECTIVE 2002/95/EC FOR RoHS.

G845B M 100 X 10 GEU	100	62.23	71.52	70.12
G845B M 080 X 10 GEU	80	49.53	58.82	57.42
G845B M 068 X 10 GEU	68	41.91	51.20	49.80
G845B M 060 X 10 GEU	60	36.83	46.12	44.72
G845B M 050 X 10 GEU	50	30.48	39.77	38.37
G845B M 044 X 10 GEU	44	26.67	35.96	34.56
G845B M 040 X 10 GEU	40	24.13	33.42	32.02
G845B M 034 X 10 GEU	34	20.32	29.61	28.21
G845B M 030 X 10 GEU	30	17.78	27.07	25.67
G845B M 026 X 10 GEU	26	15.24	24.53	23.13
G845B M 020 X 10 GEU	20	11.43	20.72	19.32
G845B M 010 X 10 GEU	10	5.08	14.37	12.97
G845B M 008 X 10 GEU	8	3.81	13.10	11.70
PART NUMBER	NO. OF POS.	DIM. A	DIM. B	DIM. C



TOLERANCE m/m	APPROVALS	DATE	TITLE		Amphenol®	
x. ±0.30	DRAWN	03/07/06	G845B SERIES BOX HEADER 1.27 x 2.54 MM PITCH STRAIGHT SMT		Amphenol Corporation Amphenol Taiwan Corporation	
x.x ±0.25	CHECKED					
x.xx ±0.15	APPROVED					
x.xxx ±0.08	Jeff Liu	03/07/06	SCALE N.A.		SHEET 1 OF 1	
ANGULAR ±2°	Jeff Liu	03/07/06	UNIT	SIZE	PART NO.	DRAWING NO.
UNLESS OTHERWISE SPECIFIED		MM	A4	G845BM XXX X10 GEU	BHD-G845BMXXX10GEU-14	REV. C