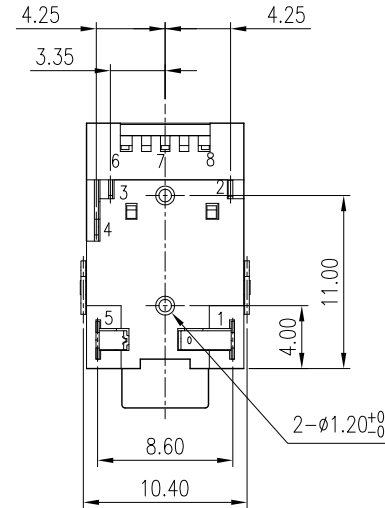
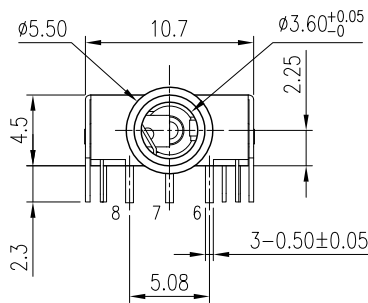
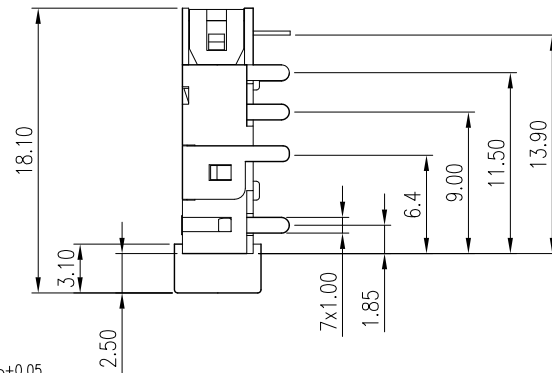
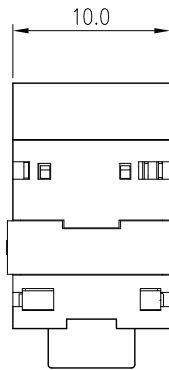


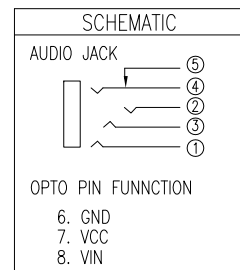
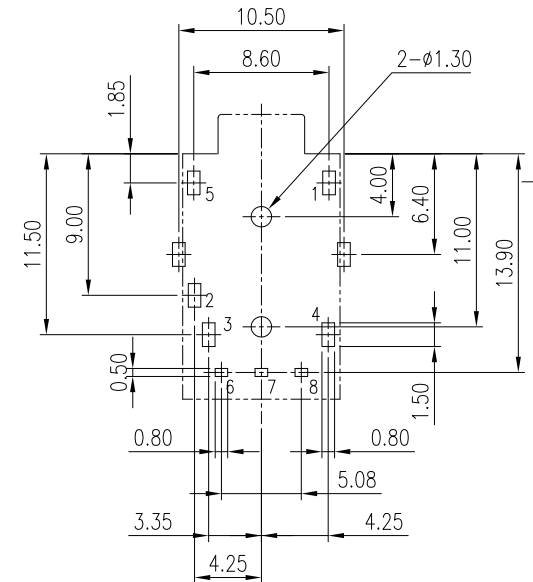
This document is the property of Amphenol Corporation and is delivered on the express condition that is not to be disclosed, reproduced or used, in whole or in part, for manufacture or sale by anyone other than Amphenol Corporation without its prior consent, and that no right is granted to disclose or to use any information in this document.

The marking on this product doesn't contain environmental hazardous materials per Material Specification 55-00259 for Sony GP compliant or per directive 2002/95/EC for RoHS compliant.

REVISIONS				
SYM	ECN No.	DESCRIPTION	DATE	APPROVED
AX1		UNAPPROVED REVISION	10/15/2008	Hank Hsu



**PRELIMINARY RELEASE
SUBJECT TO CHANGE**



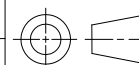
NOTE: THIS PRODUCT DOESN'T CONTAIN ENVIRONMENTAL HAZARDOUS MATERIALS PER DIRECTIVE 2002/95/EC FOR RoHS.

RECOMMENDED PCB LAYOUT- TOP VIEW
(ALL TOLERANCE ARE ±0.05 MM)

12	SSWITCH HOUSING	NYLON 9T, UL 94V-0, COLOR- BLACK		1
11	COVER	NYLON 9T, UL 94V-0, COLOR- BLACK		1
10	HOUSING	NYLON 9T, UL 94V-0, COLOR- BLACK		1
9	SHIELD TERMINAL	BRASS	TIN	1
8	LED TERMINAL		PIN-TIN	1
7	LED TERMINAL		PIN-TIN	1
6	LED TERMINAL		PIN-TIN	1
5	SHUNT TERMINAL	PHOSPHOR BRONZE	GOLD	1
4	GROUND TERMINAL	Cu + Be	GOLD	1
3	RING TERMINAL	PHOSPHOR BRONZE	GOLD	1
2	TIP TERMINAL	Cu + Ti	GOLD	1
1	GROUND TERMINAL	PHOSPHOR BRONZE	GOLD	1

TOLERANCE	APPROVALS	DATE	TITLE	UNIT	SCALE	SIZE	PART No.
X. ±0.30	DRAWN Sondra Sang	10/15/08	AUDIO JACK WITH FIBER OPTIC TRANSMITTER R/A PCB MOUNT	mm		A3	G20A 03009 EU
X.X ±0.20	CHECKED Chenny Yeh	10/15/08					
X.XXX ±0.10	APPROVED Hank Hsu	10/15/08					
ANGULAR ±1°	DWG TYPE CUST DWG	PROJECT CODE OPT		NA	1 OF 1		REV. AX1

Amphenol®
Amphenol Corporation
Amphenol Taiwan Corporation



UNIT mm

SCALE NA

SIZE A3

SHEET 1 OF 1

PART No. G20A 03009 EU

DWG No. G20A03009EU

REV. AX1